



## School Excellence Program:- Christmas Celebrations

---

### Celebrations: Christmas Celebration

Day: Tuesday

Conducted by: All Students

Date: 24th December, 2024

Supervised by: Event Coordinator / Principal

---

### Detailed Plan Description for Christmas Celebration Assembly

**Theme:** "The Spirit of Giving: Spreading Love, Joy, and Kindness"

**Date:** 24th December 2024

**Venue:** School Auditorium/Ground

**Duration:** 1 Hour

**Target Audience:** Students, Teachers, and Staff (K-12)

---

#### Objective of the Celebration

The Christmas celebration is designed to instill the true meaning of Christmas, emphasizing the joy of giving, kindness, and unity. Through thematic performances, activities, and messages, the event will create a memorable and educational experience for students while spreading festive cheer.

---

#### Program Highlights

##### 1. Pre-Assembly Setup and Ambience

- The venue will be decorated with a Christmas tree, fairy lights, stars, bells, wreaths, and a Nativity scene. A banner with the theme "The Spirit of Giving" will be prominently displayed.
  - Soothing Christmas carols like "Silent Night" and "Joy to the World" will play as students and staff gather in the venue, setting the festive mood.
  - A Giving Tree will be set up for students to hang their written promises of kindness or wishes for the season.
- 

##### 2. Flow of the Program

###### Opening Ceremony (10 Minutes)

- **Welcome Address:** The Head Boy or Head Girl will open the assembly with a speech introducing the theme and its relevance in today's world.  
(*"Christmas is not just about receiving gifts; it is about spreading love, joy, and kindness to everyone around us."*)
- **Prayer:** A multi-faith prayer promoting peace, harmony, and gratitude will be recited.
- **Carol by Choir:** The school choir will perform "Deck the Halls" or "O Come, All Ye Faithful" to uplift the audience's spirits.

###### Themed Performances (30 Minutes)

###### 1. Nativity Play:

- Students from grades 6–8 will enact the birth of Jesus Christ. The play will highlight the values of humility, compassion, and generosity, with background narration and carols like "Away in a Manger."

###### 2. Dance Performance:

- A fusion dance by students of grades 4–5 will depict the joy of sharing through a medley of Christmas songs.

###### 3. Santa's Surprise:

- A teacher or senior student dressed as Santa Claus will enter with a "Bag of Joy," distributing candies and delivering short, impactful messages of kindness.  
(*"Share your happiness. Help a friend in need. Always be kind."*)
-



## School Excellence Program:- Christmas Celebrations

---

### 4. Storytelling Session:

- A teacher will narrate a heartwarming Christmas story like *"The Gift of the Magi"* or *"A Christmas Carol"* to reinforce the theme of giving and selflessness.

### 5. Christmas Skit:

- Senior students (grades 9–12) will perform a skit titled *"One Act of Kindness,"* showcasing how small, thoughtful actions can create a ripple effect of positivity.

### Audience Engagement Activities (15 Minutes)

#### 1. Kindness Carol Contest:

- Groups or houses will perform carols with lyrics rewritten to incorporate messages of kindness and giving. The best performance will be recognized.

#### 2. Giving Tree Activity:

- Students will write their promises of kindness or Christmas wishes on decorative cards and hang them on the Giving Tree.

### Closing Ceremony (5 Minutes)

- **Song:** We wish you a merry Christmas.
- **Vote of Thanks:** A senior student will thank everyone for their participation and encourage them to carry forward the spirit of giving.
- **Principal's Message:** The Principal will deliver a short speech reinforcing the values of love, generosity, and empathy, urging everyone to practice these virtues throughout the year.
- **National Anthem:** The assembly will conclude with the national anthem, fostering unity and pride.

---

### 3. Post-Assembly Activities (Optional)

- **Charity Drive:** Encourage students to bring gifts, clothes, toys, or books to donate to a local orphanage or shelter. Highlight this activity as a practical demonstration of the theme.
- **Photo Booth:** A *Kindness Corner* photo booth with festive props will allow students and staff to capture memories.
- **Classroom Kindness Challenges:** Teachers will hand out small challenges like "Write a thank-you note," "Help a classmate," or "Donate a useful item" for students to complete during the day.

---

### Execution Plan

- **Teachers:** Oversee performances, manage backstage arrangements, and guide students for activities like the Giving Tree and Charity Drive.
- **Students:** Actively participate in performances and ensure discipline throughout the program.
- **Support Staff:** Assist with decorations, technical setup, and the distribution of Santa's treats.

---

### Expected Outcomes

This Christmas celebration will: *(Let the joy of Christmas fill every heart with kindness, love, and the spirit of giving!)*

1. Foster a deeper understanding of the values of kindness and generosity.
2. Encourage students to practice giving and sharing in their daily lives.
3. Strengthen the bond between students, teachers, and the community.
4. Create a festive and joyful atmosphere that students will cherish.



## **Anchoring Script for Christmas Celebration Assembly**

**Theme:** "The Spirit of Giving: Spreading Love, Joy, and Kindness"

**Date:** 24th December 2024

**Anchors:** Anchor 1 (A1) & Anchor 2 (A2)

---

### **Opening Segment**

**A1:**  
(*Cheerfully*) Good morning, everyone! Welcome to our special Christmas assembly. Today is a day to celebrate love, kindness, and the joy of giving. My name is [Name], and alongside me is my wonderful co-anchor [Name].

**A2:**  
(*Warmly*) Good morning, everyone! Yes, today we gather not just to celebrate Christmas but to reflect on its true meaning — spreading happiness and warmth through acts of kindness and generosity.

**A1:**  
Our theme for today is "The Spirit of Giving: Spreading Love, Joy, and Kindness." So, let's dive into the festive spirit and create beautiful memories together!

**A2:**  
To begin this wonderful day, let's seek the blessings of the Almighty. I invite [Student Name] to lead us in a prayer. Let's all bow our heads and join in.

(*School Prayer starts*)

---

### **Welcome Address and Carol**

**A1:**  
Thank you, [Student Name], for that beautiful prayer. Now, to officially kick off the celebration, we invite our Head Boy/Head Girl [Name] to deliver the welcome address.

(*Head Boy/Girl gives the welcome address*)

**A2:**  
Thank you, [Name], for setting the tone of the day. Up next, let's bring the joy of music into our hearts. Our talented school choir will perform a soulful rendition of "Deck the Halls." Sit back, relax, and let the music fill the air.

(*Choir performs carol*)

---

### **Main Performances**

**A1:**  
Wow! That was such a melodious start to our celebration. Thank you, choir! Now, it's time to revisit the story of Christmas — the story of love, humility, and giving.

**A2:**  
Yes! Let's transport ourselves to Bethlehem with the Nativity play, presented by our students from grades 6–8. Get ready to witness the beautiful story of the birth of Jesus Christ.

(*Nativity play begins*)

---

**A1:**  
What a heartwarming performance! Thank you to our young performers for reminding us of the values that Christmas represents.

**A2:**  
And now, it's time to add some rhythm and excitement! Let's welcome our students from grades 4–5 as they present a vibrant dance celebrating the joy of sharing and togetherness.

(*Dance performance begins*)

---



## School Excellence Program:- Christmas Celebrations

---

**A1:**  
Wasn't that spectacular? Let's give a huge round of applause to our talented dancers for bringing so much energy and joy to this celebration!

**A2:**  
Absolutely! And now, get ready for a special visitor. Someone who is loved by all, spreads joy wherever he goes, and carries a bag full of surprises. Let's welcome... Santa Claus!

*(Santa enters, interacts, and distributes candies)*

**A1:**  
Thank you, Santa! Your cheerful presence always brings so much happiness. And speaking of happiness, let's now enjoy a wonderful Christmas story.

**A2:**  
Yes, and now, let's listen to [Teacher's Name], who will share a heartwarming tale about the true spirit of Christmas — giving and kindness. Please welcome [Teacher's Name] with a big round of applause!

*(Storytelling begins)*

---

### Interactive Segment

**A1:**  
Thank you, [Teacher's Name], for that inspiring story. Now, it's time to involve all of you in the fun. Get ready for our *Kindness Carol Contest!*

**A2:**  
Here's how it works: Each group will perform a Christmas carol rewritten with messages of kindness and giving. Let's cheer them on and see who spreads the most joy through their performance!

*(Groups perform carols)*

**A1:**  
Fantastic performances, everyone! You've truly shown us how music can inspire kindness. Now, let's move to our next activity — the *Giving Tree*.

**A2:**  
We invite you all to come forward, one by one, and hang your messages of kindness or wishes for the season on our Giving Tree. Let's fill it with love and positivity!

*(Students participate in the Giving Tree activity)*

---

### Closing Performances

**A1:**  
Our celebration is nearing its end, but we have one final performance to share. Our senior students are ready with a meaningful skit titled "*One Act of Kindness*." Let's give them a big round of applause!

*(Skit begins)*

**A2:**  
Thank you, seniors, for that thought-provoking skit. It's a reminder that even the smallest acts of kindness can create a ripple of positive change in the world.

---

### Closing Ceremony

**A1:**  
*Thank you, seniors, for that thought-provoking skit. It's a reminder that even the smallest acts of kindness can create a ripple of positive change in the world. As we reflect on this, let us carry this message with us, not just during Christmas but throughout the year.*

---



## School Excellence Program:- Christmas Celebrations

---

### **Closing Speech:**

#### **A2:**

*Christmas is not just about decorations, gifts, or feasts — it's about the love, kindness, and joy we share with others. Today, through our songs, performances, and activities, we have embraced the true spirit of the season. Let's continue to spread happiness and bring light into the lives of those around us.*

#### **A2:**

*Now, let's end our program with a song that unites us all in the joy of Christmas. Join us as we sing the classic carol "We Wish You a Merry Christmas." Let's fill this room with our voices and holiday cheer!*

#### **A1:**

Now I invite (Student's Name) to thank the organizing team for such a wonderful celebration.

#### **A1:**

Thank you, [Name]. To conclude, we invite our respected Principal, [Principal's Name], to share a few words of wisdom and a Christmas message.

*(Principal's message)*

#### **A2:**

Thank you, [Principal's Name], for those inspiring words. Let's all stand for the National Anthem.

*(National Anthem)*

#### **A2:**

With that, we conclude our Christmas celebration. Thank you all for your enthusiastic participation and for making this event a grand success.

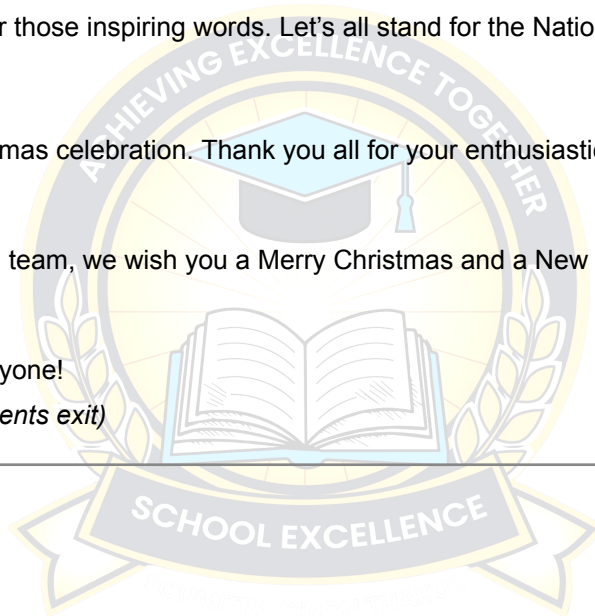
#### **A1:**

On behalf of the entire organizing team, we wish you a Merry Christmas and a New Year filled with love, joy, and kindness.

#### **Both:**

*(Together) Merry Christmas, everyone!*

*(Background music plays as students exit)*





## School Excellence Program:- Christmas Celebrations

---

### **Welcome Address by Head Boy/Girl**

**Occasion:** Christmas Celebration Assembly

**Theme:** "The Spirit of Giving: Spreading Love, Joy, and Kindness"

---

**Good Morning Everyone,**

*Respected Principal, Vice-Principal, teachers, staff, and my dear fellow students,*

*It is with immense joy and gratitude that I welcome you all to today's special assembly celebrating the festive spirit of Christmas. As we gather here on this beautiful morning, we are reminded that Christmas is not just a date on the calendar — it's a feeling, a celebration of love, kindness, and the joy of giving.*

*This year, our theme, "The Spirit of Giving: Spreading Love, Joy, and Kindness," encourages us to think beyond gifts and decorations. It reminds us to embrace the true essence of Christmas by sharing what we have with others, helping those in need, and spreading happiness wherever we go.*

*Christmas is a time to reflect on the teachings of Jesus Christ, who showed us the path of compassion and humility. It is a time to unite as one community, cherishing the bonds we share and creating new memories that warm our hearts.*

*Today's program has been carefully curated to bring this spirit to life. From heartfelt performances to meaningful activities, we aim to inspire everyone to make kindness and generosity a part of their daily lives.*

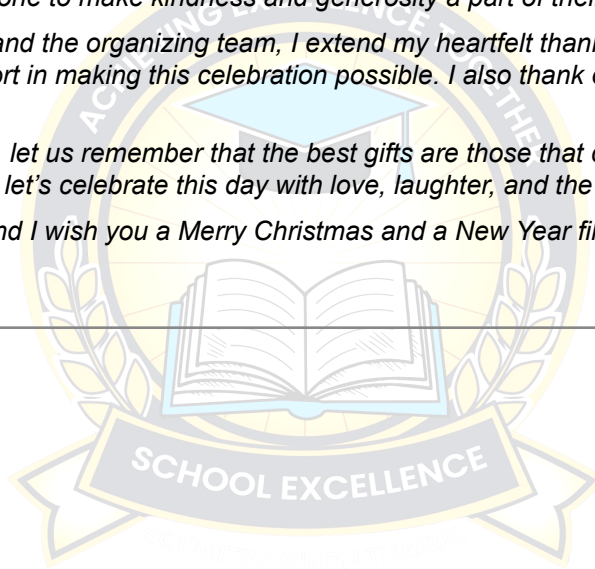
*On behalf of the student council and the organizing team, I extend my heartfelt thanks to our Principal, teachers, and staff for their guidance and support in making this celebration possible. I also thank each one of you for being a part of this joyous occasion.*

*As we dive into today's festivities, let us remember that the best gifts are those that come from the heart — a smile, a kind word, or a helping hand. So, let's celebrate this day with love, laughter, and the spirit of giving.*

*Once again, I welcome you all, and I wish you a Merry Christmas and a New Year filled with happiness and peace.*

*Thank you.*

---





### Choir performs carol

Lyrics to the classic Christmas carol "**Deck the Halls**":

<https://www.youtube.com/watch?v=SIFqnEoctl4>

Deck the halls with boughs of holly,

Fa la la la la, la la la la.

'Tis the season to be jolly,

Fa la la la la, la la la la.

Don we now our gay apparel,

Fa la la, la la la, la la la.

Troll the ancient Yuletide carol,

Fa la la la la, la la la la.

See the blazing yule before us,

Fa la la la la, la la la la.

Strike the harp and join the chorus,

Fa la la la la, la la la la.

Follow me in merry measure,

Fa la la la la, la la la la.

While I tell of Yuletide treasure,

Fa la la la la, la la la la.

Fast away the old year passes,

Fa la la la la, la la la la.

Hail the new, ye lads and lasses,


Fa la la la la, la la la la.

Sing we joyous, all together,

Fa la la la la, la la la la.

Heedless of the wind and weather,

Fa la la la la, la la la la.



---

Lyrics to the classic Christmas carol "**Jingle bell original**"

[https://www.youtube.com/watch?v=cSol27m1b8g&list=RDEMQxyw9UahbDj\\_6BU53zszAw&index=5](https://www.youtube.com/watch?v=cSol27m1b8g&list=RDEMQxyw9UahbDj_6BU53zszAw&index=5)

---

Dashing through the snow

In a one-horse open sleigh

O'er the fields we go

Laughing all the way

Bells on bobtail ring

Making spirits bright

What fun it is to ride and sing

A sleighing song tonight!

Jingle bells, jingle bells Jingle all the way

Oh, what fun it is to ride

In a one-horse open sleigh, hey!

Jingle bells, jingle bells Jingle all the way

Oh, what fun it is to ride

In a one-horse open sleigh!

A day or two ago,

I thought I'd take a ride

And soon, Miss Fanny Bright



## School Excellence Program:- Christmas Celebrations

---

Was seated by my side  
The horse was lean and lank  
Misfortune seemed his lot  
He got into a drifted bank  
And then we got upsot  
Jingle bells, jingle bells Jingle all the way  
Oh, what fun it is to ride  
In a one-horse open sleigh, hey!  
Jingle bells, jingle bells Jingle all the way  
Oh, what fun it is to ride  
In a one-horse open sleigh!  
A day or two ago  
The story I must tell  
I went out on the snow  
And on my back I fell  
A gent was riding by  
In a one-horse open sleigh  
He laughed as there  
I sprawling lie But quickly drove away  
Jingle bells, jingle bells Jingle all the way  
Oh, what fun it is to ride  
In a one-horse open sleigh, hey!  
Jingle bells, jingle bells Jingle all the way  
Oh, what fun it is to ride  
In a one-horse open sleigh!  
Now the ground is white  
Go it while you're young  
Take the girls tonight  
And sing this sleighing song  
Just get a bobtailed bay  
Two forty as his speed  
Hitch him to an open sleigh  
And crack! You'll take the lead  
Jingle bells, jingle bells Jingle all the way  
Oh, what fun it is to ride  
In a one-horse open sleigh, hey!  
Jingle bells, jingle bells Jingle all the way  
Oh, what fun it is to ride In a one-horse open sleigh!





## Nativity Play Script

**Title:** The Story of the First Christmas

**Duration:** 10–12 minutes

**Audience:** K-12 Students, Teachers, and Staff

---

### Characters

1. **Narrator** (1-2 students): To guide the audience through the story.
  2. **Angel Gabriel**
  3. **Mary**
  4. **Joseph**
  5. **Innkeeper**
  6. **Shepherds** (2-3 students)
  7. **Wise Men (Magi)** (3 students)
  8. **Angels** (2-3 students, optional choir group)
  9. **King Herod** (Optional)
  10. **Baby Jesus** (doll in a manger)
- 

### Costumes

- **Mary and Joseph:** Simple robes and head coverings.
  - **Angel Gabriel & Angels:** White robes with golden or silver sashes and halos.
  - **Shepherds:** Brown or gray robes, simple shawls, and staffs.
  - **Wise Men:** Elaborate robes, crowns, and gift props (gold, frankincense, myrrh).
  - **Innkeeper:** Plain robe and apron.
  - **King Herod (Optional):** Royal robe and crown.
- 

### Props

- Manger with straw.
  - Baby doll (Baby Jesus).
  - Star prop or light (symbolizing the Star of Bethlehem).
  - Staffs for shepherds.
  - Gifts for Wise Men (boxes wrapped to represent gold, frankincense, and myrrh).
  - Backdrop of Bethlehem with a stable and stars.
- 

### Setting

- Stage divided into three sections:
  1. Mary and Joseph's home.
  2. Innkeeper's place with a stable backdrop.
  3. Field for shepherds and Wise Men's journey.

Lighting transitions should focus on the area of action.

---



## School Excellence Program:- Christmas Celebrations

---

### Script

#### **Narrator (Center Stage):**

*(Softly, with a warm tone)*

*Long ago, in the town of Nazareth, lived a young woman named Mary. She was engaged to a man named Joseph. This is the story of how they became part of the greatest miracle of all time — the birth of Jesus Christ.*

---

#### **Scene 1: Mary and Angel Gabriel**

*(Mary is seated. Angel Gabriel enters with grace.)*

#### **Gabriel:**

*Hail, Mary! You are highly favored by God. Do not be afraid, for the Lord is with you.*

#### **Mary: (looking surprised but calm)**

*What kind of greeting is this?*

#### **Gabriel:**

*You will conceive and give birth to a son, and you are to call Him Jesus. He will be great and will be called the Son of the Most High.*

#### **Mary: (kneels in humility)**

*I am the Lord's servant. May your word to me be fulfilled.*

*(Gabriel exits gracefully.)*

---

#### **Scene 2: Joseph's Dream**

*(Joseph is pacing worriedly. An angel appears in his dream.)*

#### **Angel (off-stage voice or costumed):**

*Joseph, son of David, do not be afraid to take Mary as your wife. What is conceived in her is from the Holy Spirit. She will give birth to a son, and you are to give Him the name Jesus.*

*(Joseph wakes up and looks determined.)*

#### **Joseph:**

*I will obey the Lord's command.*

---

#### **Scene 3: Journey to Bethlehem**

*(Mary and Joseph travel across the stage holding hands. Mary appears weary.)*

#### **Narrator:**

*In those days, Caesar Augustus issued a decree for a census to be taken. Mary and Joseph traveled to Bethlehem, as it was Joseph's ancestral town.*

*(They approach the Innkeeper.)*

#### **Joseph:**

*Do you have any room for us? My wife is about to give birth.*

#### **Innkeeper: (shaking his head sadly)**

*I'm sorry, all the rooms are full. But you may stay in the stable behind the inn.*

*(Joseph and Mary bow in gratitude and move to the stable area.)*

---



## School Excellence Program:- Christmas Celebrations

---

### Scene 4: Jesus Is Born

*(Mary lays the baby doll in the manger. Light focuses on them. Angels appear, softly singing.)*

#### **Narrator:**

*That night, Mary gave birth to her firstborn, a son. She wrapped Him in cloths and placed Him in a manger because there was no room at the inn.*

*(Angels sing "Silent Night" softly.)*

---

### Scene 5: Shepherds and Angels

*(Shepherds are sitting around a small "fire" prop when Angels appear.)*

#### **Angel Gabriel:**

*Do not be afraid. I bring you good news that will cause great joy for all people. Today, in the town of David, a Savior has been born to you; He is the Messiah, the Lord. You will find Him wrapped in cloths and lying in a manger.*

*(Shepherds look amazed and joyful.)*

#### **Shepherd 1:**

*Let us go to Bethlehem and see this thing that has happened!*

*(Shepherds move toward the manger area.)*

---

### Scene 6: Wise Men and the Star

*(Wise Men enter from another side of the stage, following a "star" prop held by a student or light projection.)*

#### **Wise Man 1:**

*Look! The star is leading us to the King of the Jews.*

#### **Wise Man 2:**

*We must bring Him our gifts of gold, frankincense, and myrrh.*

*(They arrive at the manger, kneel, and present their gifts.)*

#### **Wise Man 3:**

*This is indeed the Son of God.*

---

### Final Scene: The Nativity

*(All characters gather around the manger. Angels sing "Hark! The Herald Angels Sing" or "O Holy Night" softly.)*

#### **Narrator:**

*And so, on that holy night, the Savior of the world was born. His birth brought light, hope, and love to all mankind. Let us remember His message of peace and kindness, today and always.*

---

### Closing

*(All characters bow as the audience applauds.)*

**END of PLAY**

---



## School Excellence Program:- Christmas Celebrations

---

### Dance Performance

To infuse rhythm and excitement into our Christmas celebration, here are three vibrant dance performance options for students in grades 4–5, each celebrating the joy of sharing and togetherness:

1. **"Jingle Bells" Christmas Dance**

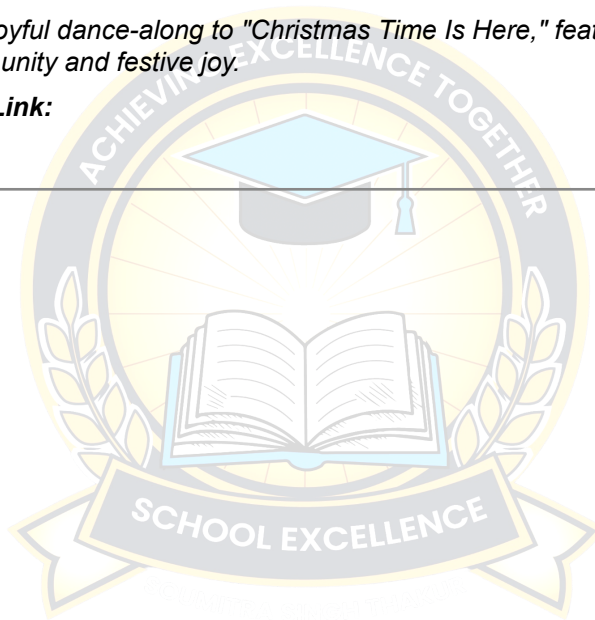
- **Description:** A lively and easy-to-follow choreography set to the classic "Jingle Bells," perfect for young dancers to express festive cheer.
- **Choreography Link:**  
**Link:** [YouTube](#)

2. **"Jingle Bell Rock" Christmas Dance**

- **Description:** An energetic dance routine to the upbeat "Jingle Bell Rock," encouraging students to showcase their enthusiasm and holiday spirit.
- **Choreography Link:**  
**Link:** [YouTube](#)

3. **"Christmas Time Is Here" Dance-A-Long**

- **Description:** A joyful dance-along to "Christmas Time Is Here," featuring shuffle dance choreography that emphasizes unity and festive joy.
- **Choreography Link:**  
**Link:** [YouTube](#)





### Santa Claus Interaction Plan

**Objective:** Create a joyful and memorable experience by incorporating Santa Claus as a key element in the Christmas celebration.

---

#### 1. Entrance of Santa Claus

- **Backdrop Music:** Play upbeat Christmas songs like "Here Comes Santa Claus" or "Jingle Bell Rock" to announce Santa's arrival.
  - **Props:** Santa carries a large red sack filled with candies, small gifts, or notes of kindness.
  - **Visual Impact:** Santa enters waving cheerfully, ringing a bell, and shouting a loud, hearty "Ho Ho Ho! Merry Christmas!"
- 

#### 2. Costume Details for Santa Claus

- **Outfit:** A traditional red Santa suit with white fur trim, black boots, a wide black belt, and a matching Santa hat.
  - **Accessories:** A fluffy white beard and glasses.
  - **Bag:** A red sack filled with goodies (candies, small gifts, or symbolic items promoting kindness).
- 

#### 3. Interaction with Students

Santa takes center stage and engages the audience with cheerful greetings and light-hearted conversations:

- **Greeting:**
    - "Hello, my dear friends! Have you all been good this year?"
    - "Let me hear you say, 'Merry Christmas!' louder than ever!"
  - **Fun Q&A:**
    - Ask: "What do you love most about Christmas?"
    - Engage students with fun remarks or jokes about Christmas traditions.
  - **Encouragement:**
    - Promote the theme of kindness: "Remember, Christmas is about giving and sharing. What good deed will you do this Christmas?"
- 

#### 4. Distribution of Candies and Goodies

- Santa moves around the stage and distributes candies or small gifts to students.
  - **Items:**
    - Wrapped candies or chocolates.
    - Mini gifts like bookmarks, Christmas ornaments, or stickers.
    - Notes of Kindness: Small cards with uplifting messages like "Be kind," "Share a smile," or "Help a friend."
  - **Delivery Style:**
    - Santa calls a few students on stage and hands them goodies.
    - Helpers (students dressed as elves or angels) assist in distributing to the larger audience.
-



## School Excellence Program:- Christmas Celebrations

---

### 5. Santa's Farewell

- Before leaving, Santa gives a short message:
    - "Merry Christmas to all! Remember to spread love, joy, and kindness wherever you go. See you next year!"
  - Waves enthusiastically, rings the bell one last time, and exits with a cheerful "Ho Ho Ho!"
- 

### 6. Optional Add-Ons

- **Photo Opportunity:**
    - Create a "Santa's Corner" for students to take photos with Santa after the assembly.
  - **Games:**
    - Organize a quick "Guess Santa's Favorite Treat" game where Santa gives hints about traditional Christmas snacks.
- 





## **Teacher's Introduction and Opening Note for Storytelling**

### **Anchor:**

And now, let's listen to [Teacher's Name], who will share a heartwarming tale about the true spirit of Christmas — giving and kindness. Please welcome [Teacher's Name] with a big round of applause!

---

### **Teacher's Introduction:**

*(Steps onto the stage with a warm smile)*

Good morning, everyone! Christmas is a magical time of year, a season filled with love, laughter, and the joy of being together. It is also a time to reflect on the true meaning of the holiday — the spirit of giving, of showing kindness to others, and spreading happiness wherever we go.

As we celebrate this beautiful festival, let me take you on a journey through a special story that reminds us all of what makes Christmas truly magical. This is the story of Thomas, a little boy with a big heart, who discovered that the greatest gifts in life are those we give to others.

---

### **(Storytelling begins)**

*(The teacher continues with the story, The Christmas Gift, as detailed in the previous response.)*

### **The Story**

Once upon a time, in a small snowy village, there lived a young boy named Thomas. Thomas was kind-hearted but came from a very poor family. His parents worked hard to provide for him, but they often struggled to make ends meet.

As Christmas approached, the village was filled with joy and laughter. Homes were decorated with twinkling lights, and the smell of freshly baked cookies wafted through the air. However, Thomas knew that his family couldn't afford any gifts or treats this year.

One cold evening, Thomas was walking home from school when he passed by the village toy shop. In the window, he saw a beautiful wooden train set — the one he had been dreaming of for months. But he knew it was far too expensive.

Instead of feeling sad, Thomas thought of something else. He decided to save whatever little money he could earn by doing small jobs for his neighbors — carrying firewood, shoveling snow, and running errands. For weeks, he worked tirelessly, collecting every single coin he earned.

Finally, on Christmas Eve, Thomas counted his savings. It was not enough for the wooden train, but it was enough to buy a warm pair of gloves for his younger sister, Sarah, who didn't have any.

That night, Thomas quietly placed the wrapped gloves near Sarah's bed. He left a small note that said: "To my dearest sister, Merry Christmas! Stay warm and happy. Love, Thomas."

The next morning, Sarah's eyes lit up when she saw the gloves. She hugged Thomas tightly, saying, "This is the best Christmas gift ever!" Seeing her happiness warmed Thomas's heart in a way no wooden train ever could.

But the story doesn't end there. Unknown to Thomas, the kind owner of the toy shop had been watching him all along. The shopkeeper saw how hard Thomas worked and how selflessly he spent his savings on his sister.

On Christmas morning, there was a knock at Thomas's door. When he opened it, he found a beautifully wrapped box with a note that read:

"To Thomas, a boy with a big heart. May this train remind you that kindness always comes back to you. Merry Christmas!"

Inside the box was the wooden train set Thomas had dreamed of. Tears of joy filled his eyes as he realized that his kindness had brought him the greatest gift of all — the love and generosity of others.

---



### Activity Details: Kindness Carol Contest

#### Objective:

To creatively rewrite and perform Christmas carols incorporating messages of kindness, generosity, and the spirit of giving, aligning with the theme of the event.

---

#### 1. Preparation Guidelines for Groups

Each group (house, class, or grade level) will:

- Choose a well-known Christmas carol (e.g., "Jingle Bells," "We Wish You a Merry Christmas," or "Silent Night") as their base song.
- Rewrite the lyrics to include themes of kindness, sharing, gratitude, and helping others.
- Practice singing the rewritten carol, optionally incorporating simple choreography or props.

#### Examples of Lyric Changes:

- Original: "We wish you a Merry Christmas..."
    - Rewritten: "We spread love this Christmas, and joy to all near..."
  - Original: "Jingle bells, jingle bells..."
    - Rewritten: "Sharing gifts, spreading love, kindness all the way..."
- 

#### 2. Rules for the Contest

1. **Time Limit:** Each group will have 3 minutes to perform their carol.
  2. **Themes:** The rewritten lyrics must reflect values of kindness, giving, and unity.
  3. **Creativity:** Groups can add simple dance steps, props, or costumes to enhance their performance.
  4. **Participation:** Ensure equal involvement of group members to foster teamwork.
- 

#### 3. Performance Flow

- **Introduction by Group Leader:** Each group will briefly introduce their carol and its message before performing.  
(Example: "Our carol is titled 'Kindness Everywhere,' and it's about how little acts of kindness make a big difference.")
  - **Performance:** Groups will perform their carols with enthusiasm and energy.
  - **Audience Interaction:** Encourage the audience to clap along or join in during the choruses for added engagement.
- 

#### 4. Judging Criteria

1. **Message Clarity (25 points):** How well does the rewritten carol reflect the themes of kindness and giving?
2. **Creativity (25 points):** Originality of the lyrics, use of props, and presentation.
3. **Teamwork (25 points):** Collaboration and equal participation of group members.
4. **Performance (25 points):** Energy, stage presence, and audience engagement.

#### Judging Panel:

Select 3–5 judges from the teaching staff or student council. Alternatively, use audience applause as part of the judging process.

---

#### 5. Awards and Recognition

---



## School Excellence Program:- Christmas Celebrations

---

- **Winning Group:** Award certificates, a trophy, or small gifts for their outstanding performance.
  - **Special Mentions:** Recognize categories like “Most Creative Lyrics,” “Best Teamwork,” or “Best Stage Presence.”
- 

### Example Performances Ideas

- **Grade 4:** A lively, rewritten “Deck the Halls” emphasizing kindness and teamwork.
  - **Grade 5:** A thoughtful version of “Silent Night” highlighting the importance of sharing.
- 

### Rewritten Carol Scripts for Kindness Carol Contest

---

#### 1. Rewritten Version of “Deck the Halls”

**Title:** “Share the Joy with Everyone”

**Lyrics:**

Deck the halls with acts of kindness,  
Fa la la la la, la la la la.  
Spread the joy and leave the blindness,  
Fa la la la la, la la la la.

Give a hug and share a smile,  
Fa la la, la la la, la la la.  
Make it all so worth the while,  
Fa la la la la, la la la la.

Help a friend who’s feeling lonely,  
Fa la la la la, la la la la.  
Be the light and give them glory,  
Fa la la la la, la la la la.

Fill the world with love and cheer,  
Fa la la la la, la la la la.  
Celebrate the season here,  
Fa la la la la, la la la la!

**Performance Ideas:**

- **Props:** Carry small gifts (like wrapped empty boxes) and distribute symbolic items like kindness notes.
  - **Choreography:** Simple clapping and cheerful hand movements to match the rhythm of the carol.
- 

#### 2. Rewritten Version of “Silent Night”

**Title:** “Kindness Lights the World”

**Lyrics:**

Silent night, joyful night,  
Hearts are warm, spirits bright.  
Helping hands stretch far and wide,  
Sharing love with joy and pride.  
Kindness fills the air,  
Kindness fills the air.

Silent night, giving night,  
Everyone feels the light.  
Feed the hungry, clothe the poor,  
Open every heart and door.





## School Excellence Program:- Christmas Celebrations

---

*Peace and love we bring,  
Peace and love we bring.*

*Silent night, happy night,  
Make the world kind and right.  
Give a gift of care today,  
Help to brighten someone's way.  
Joy to all the Earth,  
Joy to all the Earth.*

### **Performance Ideas:**

- *Props: Use LED candles or glow sticks to create a warm, peaceful atmosphere.*
  - *Choreography: Perform slow, graceful movements, and form a circle around the stage to symbolize unity.*
- 

### **Giving Tree Activity Details**

#### **Objective:**

*To encourage students to express acts of kindness, positive thoughts, and Christmas wishes, fostering a sense of giving and community during the celebration.*

---

#### **1. Setup of the Giving Tree**

- **Tree Design:**
    - *Use a large, real or artificial tree. If unavailable, create a tree silhouette on a wall using green chart paper.*
    - *Decorate it with fairy lights, stars, and baubles for a festive look.*
  - **Hanging Supplies:**
    - *Provide colorful paper tags shaped like hearts, stars, or Christmas ornaments for students to write their messages.*
    - *Attach small loops of string or ribbons to the tags for easy hanging.*
  - **Location:**
    - *Place the Giving Tree in a central, accessible area like the stage, auditorium corner, or school entrance.*
- 

#### **2. Activity Flow**

##### **1. Introduction by Anchor/Teacher:**

- *The anchor explains the purpose of the activity:  
"This Giving Tree represents our collective spirit of kindness and giving this Christmas. Let's fill it with messages that inspire love, positivity, and generosity."*

##### **2. Distribution of Tags:**

- *Pre-distribute the tags to students before the assembly or provide them near the Giving Tree with pens.*

##### **3. Writing Messages:**

- *Students write one of the following:*
    - *A promise to perform an act of kindness (e.g., "I will help a friend in need").*
    - *A wish for someone else (e.g., "I wish for happiness for everyone").*
    - *A Christmas resolution (e.g., "I will share my toys with my siblings").*
-



## School Excellence Program:- Christmas Celebrations

---

### 4. Hanging Messages:

- Students come forward one by one or in small groups, accompanied by soft Christmas carols playing in the background (e.g., "Silent Night" or "O Holy Night").
  - They hang their tags on the tree, creating a visually impactful display of kindness.
- 

### 3. After the Activity

- **Reflection:**
    - Once all messages are hung, the anchor/teacher highlights the significance of the tree: "This Giving Tree now symbolizes our collective commitment to kindness and positivity. Every message here is a gift to our community and a reminder of the true spirit of Christmas."
  - **Sharing Messages:**
    - A few students or teachers can read selected messages aloud to inspire others.
  - **Photograph Opportunity:**
    - Capture the beautifully decorated tree as a memory of the event.
    - Allow students to take photos with the tree as a memento of their participation.
- 

### Optional Enhancements

- **Interactive Elements:**
    - Place a basket of small candies or tokens near the tree as a reward for participation.
    - Include QR codes on some tags, leading to digital kindness challenges or inspirational quotes.
  - **Post-Event Use:**
    - Display the Giving Tree in the school corridor for the rest of the festive season, showcasing the students' thoughtful messages.
-



### **Skit: One Act of Kindness**

**Theme:** The power of kindness to create a ripple effect of positivity and change in the lives of others.

**Duration:** 7–10 minutes

**Target Audience:** All age groups

---

#### **Introduction by Anchor/Teacher:**

*(With a warm smile)*

Good morning again, everyone! As we draw closer to the end of our celebration, we're thrilled to present a meaningful and heartfelt skit by our senior students. Titled "One Act of Kindness," this performance highlights how even the smallest kind gestures can have a profound impact on the lives of others.

So, without further ado, let's give a big round of applause to our talented performers as they take the stage!

---

#### **Characters**

1. **Narrator (Optional):** Guides the story for smooth transitions.
  2. **Sofia:** A shy girl who performs an act of kindness.
  3. **Emma:** A student who is helped by Sofia and inspired to pass on kindness.
  4. **Mr. Ray:** A struggling elderly man who is uplifted by Emma's kindness.
  5. **Others (Optional):** Classmates, shopkeepers, or background characters to add depth to the scenes.
- 

#### **Costumes and Props**

- **Costumes:**
    - Sofia and Emma: School uniforms or casual clothing.
    - Mr. Ray: Worn-out clothing to reflect his struggles.
    - Background characters: Everyday attire.
  - **Props:**
    - A lunchbox (Sofia's act of kindness).
    - A bag of groceries (Emma's act of kindness).
    - A small "Help Needed" sign (held by Mr. Ray).
    - A bench or chair to depict a park or waiting area.
- 

#### **Script**

##### **Scene 1: The Schoolyard**

*(Sofia is sitting alone in the schoolyard, eating lunch. She notices Emma sitting nearby, looking upset and hungry.)*

**Sofia:** *(Hesitantly walks over)*

Hi, Emma. You seem upset. Is everything okay?

**Emma:** *(Sighs)*

I forgot my lunch today, and I don't have any money to buy food.

**Sofia:** *(Smiling kindly)*

Here, take mine. I packed extra today.

**Emma:** *(Surprised)*

Really? Are you sure?

**Sofia:**

Of course. It's better to share than eat alone.

---



## School Excellence Program:- Christmas Celebrations

---

*(Emma smiles as Sofia hands her the lunchbox. The two sit together and eat, their laughter echoing.)*

---

### Scene 2: The Street

*(Later that day, Emma is walking home and notices Mr. Ray, an elderly man, sitting on a bench with a “Help Needed” sign.)*

**Mr. Ray:** *(Sighs)*

*I just need enough for a meal tonight.*

**Emma:** *(Pauses, looks at the groceries she just bought, and walks over)*  
*Here, take this. I bought these for my family, but we can manage with less.*

**Mr. Ray:** *(In tears)*

*Thank you, young lady. This means the world to me.*

**Emma:**

*It's nothing, really. Take care.*

*(Emma walks away, feeling happy. Mr. Ray sits with the groceries, his face glowing with gratitude.)*

---

### Scene 3: The Neighborhood

*(The next day, Mr. Ray is seen helping a neighbor carry heavy bags of laundry.)*

**Neighbor:**

*Thank you so much, Mr. Ray. I've been struggling with this all day.*

**Mr. Ray:** *(Smiling)*

*It's no trouble. Someone showed me kindness yesterday, and I'm just passing it on.*

*(The skit ends with Mr. Ray looking up and smiling as the stage lights dim.)*

---

### Conclusion by Narrator (Optional)

*(Steps forward to address the audience)*

*And so, Sofia's small act of kindness inspired Emma, who passed it on to Mr. Ray, who then continued the chain. This is the power of kindness — one small act can set off a ripple that touches countless lives.*

*Let's remember this lesson, especially during Christmas, and strive to spread kindness every day!*

---

### Key Messages and Themes

- **Kindness is contagious:** One small gesture can inspire many more.
  - **Everyone can make a difference:** No matter how small the act, it holds great value.
  - **The true spirit of Christmas:** Giving selflessly and uplifting others.
-



## School Excellence Program:- Christmas Celebrations

---

### Program Conclusion Details

---

**Anchor:**

*Thank you, seniors, for that thought-provoking skit. It's a reminder that even the smallest acts of kindness can create a ripple of positive change in the world. As we reflect on this, let us carry this message with us, not just during Christmas but throughout the year.*

---

**Closing Ceremony:**

---

**Song: We Wish You a Merry Christmas with Lyrics | Christmas Carol & Song**

**Link: [We Wish You a Merry Christmas - YouTube](#)**

**Lyrics:**

*We wish you a Merry Christmas,  
We wish you a Merry Christmas,  
We wish you a Merry Christmas  
And a Happy New Year!*

*Good tidings we bring  
To you and your kin,  
We wish you a Merry Christmas  
And a Happy New Year!*

*Oh, bring us some figgy pudding,  
Oh, bring us some figgy pudding,  
Oh, bring us some figgy pudding,  
And a cup of good cheer!*

*Good tidings we bring  
To you and your kin,  
We wish you a Merry Christmas  
And a Happy New Year!*

*(Repeat first verse for an enthusiastic ending)*





## School Excellence Program:- Christmas Celebrations

---

### ***Vote of Thanks (By a Senior Student)***

***Script:***

***(Steps forward with a warm smile)***

***Good morning/afternoon everyone,***

***On behalf of all the students, I would like to take this opportunity to thank everyone who made this beautiful Christmas celebration possible.***

***First and foremost, I would like to express my heartfelt gratitude to our respected Principal, teachers, and school staff for their guidance, support, and encouragement. This program wouldn't have been possible without your tireless efforts.***

***A big thank you to our parents and guests for being here today and cheering us on. Your presence made this celebration even more special.***

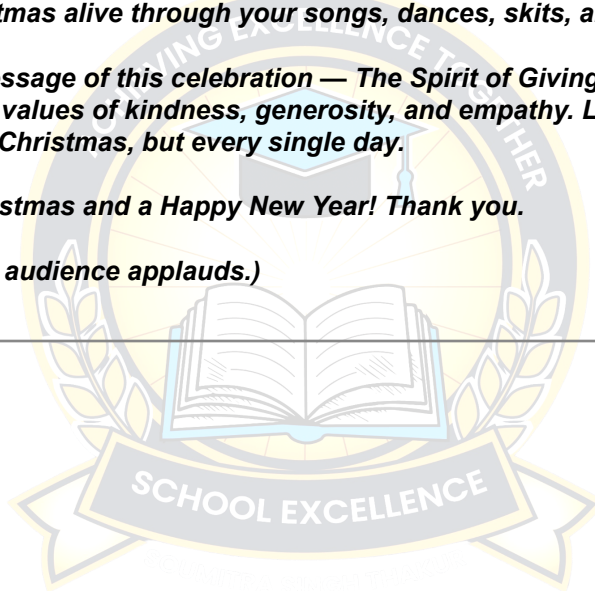
***To my fellow students, congratulations on your amazing performances and active participation. You all brought the true spirit of Christmas alive through your songs, dances, skits, and activities.***

***Finally, let us not forget the message of this celebration — The Spirit of Giving. As we leave today, let's remember to carry forward the values of kindness, generosity, and empathy. Let's make a difference in the lives of others, not just during Christmas, but every single day.***

***Wishing everyone a Merry Christmas and a Happy New Year! Thank you.***

***(The student steps back as the audience applauds.)***

---





***Principal's Speech at the End of the Christmas Program***

***Good morning/afternoon everyone,***

***Respected teachers, dear students, and our esteemed guests,***

***It brings me immense joy to stand before you as we conclude today's beautiful Christmas celebration. I want to extend my heartfelt congratulations to all the participants — our talented students, dedicated teachers, and supporting staff — for putting together such a wonderful and meaningful program.***

***Today, we didn't just celebrate Christmas; we celebrated the values that truly define it — kindness, love, and the joy of giving. Through the songs, dances, skits, and activities, you reminded us all of what makes this season so special.***

***Christmas is not just about decorations, gifts, or festivities. It's about reaching out to those in need, sharing our blessings, and creating a sense of community. It's about the small acts of kindness that light up someone's life — a message that was beautifully depicted in today's performances.***

***As we step out of this celebration and continue with our daily lives, let us carry this spirit of Christmas with us. Let's remember to be kind to one another, to lend a helping hand, and to spread happiness wherever we go.***

***To our dear students, remember that you have the power to make a difference. A simple smile, a thoughtful word, or a small act of generosity can have a ripple effect, just as we saw in today's skit.***

***Before I conclude, I would like to thank the parents for their support in making this event a success, the teachers for their tireless efforts in guiding the students, and the students for their enthusiasm and creativity. Together, you've made this celebration a truly memorable one.***

***As we prepare to leave, let us take a moment to reflect on the lessons of today and carry the joy of Christmas in our hearts, not just during this season but throughout the year.***

***On behalf of everyone at [School Name], I wish you all a Merry Christmas and a Happy New Year filled with peace, love, and endless blessings. May the spirit of giving guide us all in the coming days.***

***Thank you, and have a wonderful day ahead!***

***Merry Christmas!***

***(The Principal steps back as the audience applauds.)***



## School Excellence Program:- Christmas Celebrations

---

### Duty Chart for Teachers: Christmas Program Preparation

<b>Task</b>	<b>Teachers Assigned</b>	<b>Responsibilities</b>	<b>Timeline</b>
<b>Overall Coordinator</b>	[Name of Senior Teacher]	Oversee all aspects, ensure task completion, and manage rehearsals.	1st Dec – 24th Dec
<b>Program Script and Anchoring</b>	[Name 1, Name 2]	Prepare program script, train student anchors.	1st Dec – 8th Dec
<b>Choir and Music Team</b>	[Name 1, Name 2]	Train students for carols and manage background music.	1st Dec – 15th Dec
<b>Dance Team</b>	[Name 1, Name 2]	Choreograph and rehearse group dance performances.	3rd Dec – 20th Dec
<b>Drama Team (Nativity &amp; Skit)</b>	[Name 1, Name 2]	Guide rehearsals, arrange costumes, props, and stage setup.	5th Dec – 20th Dec
<b>Decoration Team</b>	[Name 1, Name 2, Name 3]	Plan and execute decorations (stage, Christmas tree, Giving Tree).	10th Dec – 22nd Dec
<b>Props &amp; Costumes</b>	[Name 1, Name 2]	Procure, create, and manage costumes and props for performances.	7th Dec – 18th Dec
<b>Technical Team</b>	[Name 1, Name 2]	Arrange sound system, lights, and music equipment.	15th Dec – 23rd Dec
<b>Student Participation (Messages for Giving Tree)</b>	[Name 1]	Coordinate with students for writing and collecting messages.	15th Dec – 22nd Dec
<b>Rehearsals (Final Run-Through)</b>	[Name 1, Name 2]	Conduct full-dress rehearsals for the program.	22nd Dec – 23rd Dec



## School Excellence Program:- Christmas Celebrations

---

### Message for parents

Dear Parents,

Warm greetings!

We are excited to announce that our school will be hosting a **Christmas Celebration Program** on **24th December 2024** with the theme "The Spirit of Giving: Spreading Love, Joy, and Kindness." This program is designed to encourage students to reflect on the values of kindness, sharing, and togetherness through various performances and activities.

#### Details of the Event:

- **Date:** 24th December 2024
- **Time:** [Insert Time]
- **Venue:** [Insert Venue]

Your child has been selected to participate in one or more performances such as carol singing, dancing, or a skit. To ensure their best performance on the day, we kindly request your support in helping them practice at home.

---

#### How You Can Help Your Child:

##### 1. Practice Schedule:

- Dedicate 15–20 minutes daily to rehearsing their lines, song lyrics, or dance steps.
- Encourage them to perform confidently and with enthusiasm.

##### 2. Materials for Practice:

- Your child will receive the script, lyrics, or choreography links from their teacher. Please go through these materials together.
- For specific performances (e.g., skits or dances), teachers may also share videos or guidance for reference.

##### 3. Costume Preparation:

- If any costumes are required, we will provide details soon. Please ensure they bring these on rehearsal and performance days.
- 

Your support at home will make a significant difference in boosting your child's confidence and enhancing their performance. Additionally, we warmly invite you to join us for the program and witness the culmination of their hard work and creativity.

Thank you for your cooperation and encouragement. If you have any questions, feel free to contact us.

Looking forward to a wonderful celebration together!

Warm regards,

[Your Name]

[Designation]

[School Name]

[Contact Information]

---



### **Bright and Festive Decoration Ideas for the School**

Transform the school into a winter wonderland with these creative decoration ideas for different areas. The aim is to create a warm, joyful, and vibrant festive atmosphere that resonates with the Christmas spirit.

---

#### **1. Reception Entrance**

- **Christmas Archway:**  
Create an arch using green garlands, fairy lights, and red and gold ornaments. Add a large bow at the top and hang mini baubles or candy canes.
  - **Welcome Sign:**  
Place a festive welcome sign or banner with the message: "Welcome to Our Christmas Celebration: The Spirit of Giving." Use bright colors, glitter, and holiday motifs.
  - **Christmas Tree:**  
A beautifully decorated tree with lights, baubles, ribbons, and a star topper. Surround it with gift-wrapped boxes.
  - **Santa's Corner:**  
A life-sized Santa cutout or figurine, along with a sack of "presents" (empty boxes wrapped in colorful paper).
  - **Snow Effect:**  
Use cotton or artificial snow spray around the entrance for a snowy look.
- 

#### **2. Corridors**

- **Hanging Decorations:**  
Hang strings of snowflakes, stars, and bells from the ceiling. Use red, green, and white colors for a cohesive look.
  - **Lighted Garlands:**  
Decorate the walls with lighted garlands intertwined with ribbons and ornaments.
  - **Mini Christmas Trees:**  
Place small trees along the corridors, decorated by different classes.
  - **Kindness Wall:**  
Create a bulletin board with the theme "Acts of Kindness" where students can write and display their pledges or good deeds.
  - **Photo Frames:**  
Hang Christmas-themed photo frames where students and teachers can take pictures.
- 

#### **3. Primary Wing**

- **Whimsical Decorations:**  
Use bright and cheerful colors with cartoonish Christmas characters like reindeer, elves, and snowmen.
  - **Christmas Train:**  
Create a decorative "Polar Express" train along one wall using cardboard and painted boxes.
  - **Interactive Boards:**  
Add interactive bulletin boards where kids can stick their Christmas wishes or resolutions.
  - **Ceiling Decor:**  
Suspend oversized paper snowflakes, stars, and balloons in red, green, and gold from the ceiling.
  - **Christmas Stockings:**  
Hang personalized stockings for each class with student names or messages inside.
-



## School Excellence Program:- Christmas Celebrations

---

### 4. Program Venue (Auditorium/Ground)

- **Stage Backdrop:**  
*Create a large backdrop with a winter scene — a snowy landscape with a Nativity scene, a Christmas tree, and a glowing star.*
- **Curtain Lights:**  
*Use fairy lights along the curtains for a sparkling effect.*
- **The Giving Tree:**  
*Place a decorated Giving Tree at the side of the stage where students can hang their messages.*
- **Centerpiece:**  
*Arrange a large, decorated Christmas tree as the stage centerpiece.*
- **Seating Area:**  
*Place small poinsettias or Christmas-themed balloons along the aisle. Decorate the chairs with red and green ribbons.*
- **Snowy Path:**  
*Use white fabric or cotton along the walkway to mimic snow.*
- **Lighting:**  
*Use warm, focused stage lighting with spotlights for performances.*

---

### 5. Outdoor Areas (Optional)

- **Candy Cane Pathway:**  
*Line the pathway to the venue with candy cane stakes or painted PVC pipes.*
- **Nativity Display:**  
*Set up a life-sized Nativity scene near the entrance with soft lighting.*
- **Starry Sky Effect:**  
*Use string lights across the outdoor area to mimic a starry night.*
- **Signposts:**  
*Add Christmas-themed signboards pointing to areas like “Santa’s Corner,” “Giving Tree,” or “Performance Zone.”*



## School Excellence Program:- Christmas Celebrations

---

### **Social Media Post: Christmas Celebration Highlights**

**Caption:**

*The Spirit of Giving: Spreading Love, Joy, and Kindness*

*Today, our school came alive with the true spirit of Christmas as we celebrated a heartwarming program filled with music, dance, and acts of kindness. From joyful carols to thought-provoking performances, our students showcased their talents and reminded us all about the power of sharing and giving.*

*A huge thank you to our incredible students, dedicated teachers, and supportive parents who made this celebration truly magical. Let's carry the message of kindness and generosity into the new year and beyond!*

*Merry Christmas and a Happy New Year from all of us at [School Name]!*

**#ChristmasCelebration2024 #TheSpiritOfGiving #KindnessMatters #JoyfulHearts #SchoolFamily #MakingMemories**

---

**Photo Idea:**

- *A wide-angle shot of the stage with all performers and Santa, showcasing the vibrant decorations and festive energy.*
- *A close-up of the "Giving Tree" filled with colorful kindness messages from students.*
- *Action shots of performances (e.g., students singing carols, dancing, or performing the skit).*
- *Candid moments of students interacting with Santa or helping one another during the event.*
- *Group photo of teachers and students with festive props like Santa hats, reindeer antlers, or Christmas banners.*

